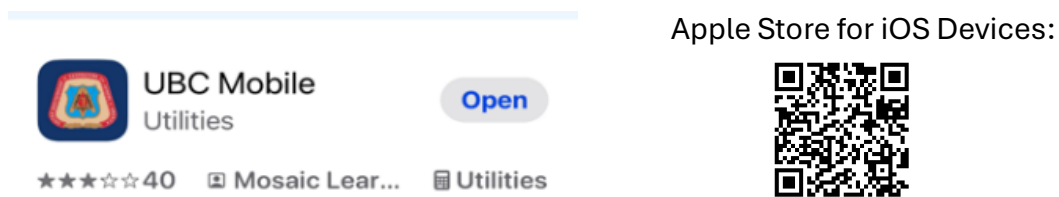


# Access to Training Verification Card (TVC) Through UBC Mobile App

1. Download the current UBC Mobile App.

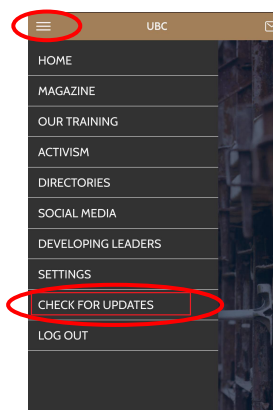


2. Once Downloaded click on the app icon to open.

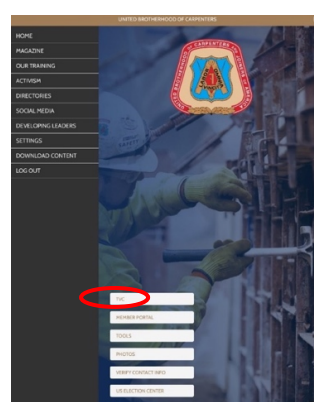
3. On the login screen you will be able to login with either your UBC ID, email or Username or Create an Account, Recover Username or Password if needed.



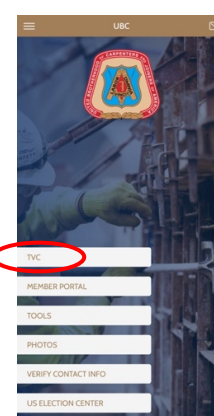
4. Click on the upper left “hamburger” to open drop down list and click on “CHECK FOR UPDATE” if it appears in the list.



5. Return to the home page and click on “TVC”



iPad



Phone

6. You will see your QR code along with the “**SEE TRAINING RECORDS**” button to view all your training.